


**FlexGuard® Glassbreak Detectors**

**Honeywell**



**The First Line of Defence**

# FlexGuard Glassbreak Detectors



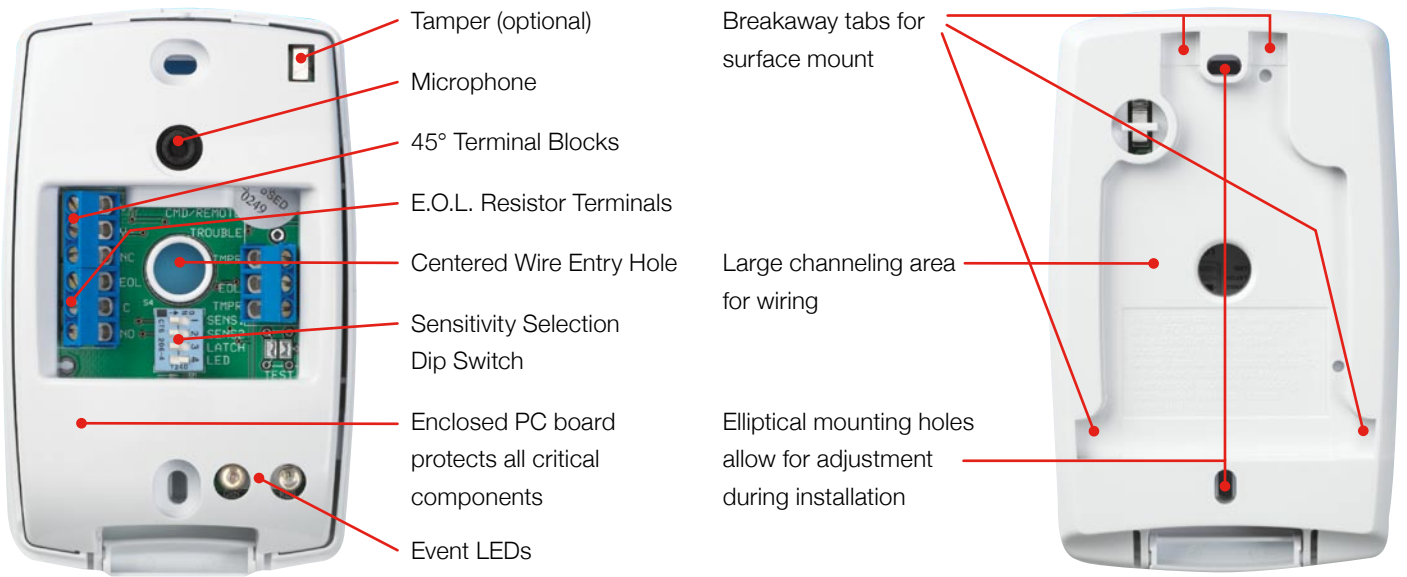
## A Legacy of Proven Performance

A blend of head-turning style and sophisticated technology, FlexGuard is the industry's most versatile glassbreak detector – the only one to offer a choice of hardwired, wireless or V-Plex polling loop technology for the ultimate in flexibility.

It's no wonder there are millions of FlexGuards protecting homes and businesses worldwide – more than all other glassbreak detectors combined!



# Style Meets Technology



FlexGuard glassbreaks feature a modern, leading-edge design that's simple, uncluttered and blends with any décor. Whether choosing hardwired, wireless or V-Plex polling loop versions, all FlexGuard glassbreaks share the same sleek, sophisticated design. They are ideally suited for use in both residential and light commercial applications.

# Installation-Friendly Flush Mount Designs




The generous physical design of the FG1625F adequately covers the size of any single gangbox.




The FG1625RFM mounts in a 25mm diameter hole on walls or ceilings and is the perfect choice when aesthetics are a concern.

Staggered "T" terminals ensure a secure connection while speeding up installations.



FG-1625RFM Wiring Terminals

## Designed with the Installer in Mind



### Captive Mounting Holes

Specially engineered mounting holes hold screws in place while mounting the detector, making installation a snap. In addition, our hinged covers are designed to open almost a full 180° for convenient, easy wiring.

### Trouble-free Installation

FlexGuard detectors mount virtually anywhere – on walls, window frames or ceilings – and are UL, ULC and CE listed for all glass types, including plate, tempered, laminated, wired, film-coated and sealed insulated. What's more, FlexGuards are rigorously challenged in test rooms built to exceed the toughest industry standards.



The patented FG701 Glassbreak Simulator (shown at left) can activate and deactivate the test mode from up to 4.6m away. It is compatible for testing all Honeywell brand glassbreak detectors.

### Your Trusted Partner of Choice

Installers worldwide rely on Honeywell's patented FlexGuard technology for:

- Uncompromising detection
- Trouble-free installation and service
- Increased customer satisfaction and retention

A bright, airy room with a large window, a wooden table with a chess set, and a white sensor mounted on the wall. The room features a white sofa on the left, a wooden table with a chess set in the center, and a white sensor mounted on the wall on the right. The floor is covered in a patterned tile.

## Provide your customers with the highest level of security

As the world's leading security sensor manufacturer, Honeywell focused its unmatched expertise to create FlexGuard – a series of glassbreak detectors that provide the best possible perimeter protection by keeping the intruder outside.

You can rely on FlexGuard sensors as a first line of defence because they make perimeter protection as easy to provide – and trouble free – as any other part of the system. Your customers can enjoy the highest level of security possible without any installation headaches or costly service calls.

As an add-on sale, FlexGuard separates you from the competition by providing your customers with the protection and peace of mind they deserve.

**The Clear Choice**

# FlexGuard Glassbreak Detectors



## FG1625TAS

FlexGuard® Glassbreak Detector  
Selectable sensitivity

- Surface mount design
- No minimum range
- 7.6m maximum range
- Available with Form "C" relay (FG1625T)
- Hard wired
- Sabotage resistant



## FG1615

FlexGuard® Glassbreak Detector

- Surface mount design
- No minimum range
- 4.6m maximum range
- No adjustments required
- Hard wired



## FG1608

FlexGuard® Glassbreak Detector and  
Magnetic Contact

- Surface mount design with built-in contact
- No minimum range
- 2.4m maximum range
- Hard wired



## FG1025Z

FlexGuard® Glassbreak Detector

- Round surface mount design
- No minimum range
- 7.6m maximum range
- Available with Form "C" relay (FG1625RT)
- Hard wired



## FG701

Glassbreak Simulator / Tester

- Remote test activation
- Compatible for testing all IntelliSense and ADEMCO glassbreak detectors
- Insures optimum installation

Note: other products may available, depending on the country.

### Honeywell Security and Custom Electronics

Newhouse Industrial Estate

Motherwell

Lanarkshire

ML1 5SB UK

Tel: +44 (0)1698 738200

Fax: +44 (0)1698 738300

[www.honeywell.com/security/uk/intruder](http://www.honeywell.com/security/uk/intruder)

### Honeywell Security and Custom Electronics

Network 121, 1446 WV Purmerend

The Netherlands

Tel: +31 (0) 299-410200

Fax: +31 (0) 299-410201

[www.honeywell.com/security/nl](http://www.honeywell.com/security/nl)

# Honeywell