

## KRYPTO

HIGH SECURITY CARD READERS

### K2

#### High-Security Card Reader

Radio equipment for access control applications.

CDVI's economical KRYPTO K2 card reader makes high security easy!

KRYPTO K2 Mifare® DESFire® EV2® readers vb 4ombined with CDVI EV2 credentials work right out of the box. No tedious and complicated programming required!

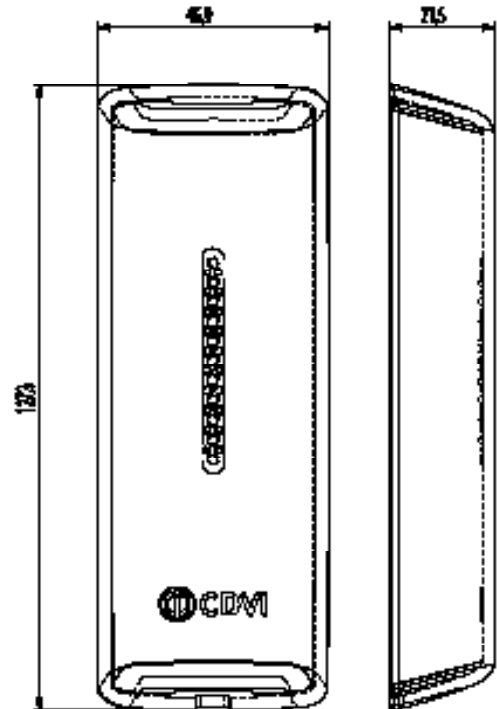
Factory-programmed, industry-unique secure CDVI protocol and encryption keys ensure end-to-end encryption between the card, reader and A22K door controller.

-  RED Certification
-  CE Certification
-  -40°C to +70°C
-  IP65
-  IK10
-  WEEE
-  RoHS



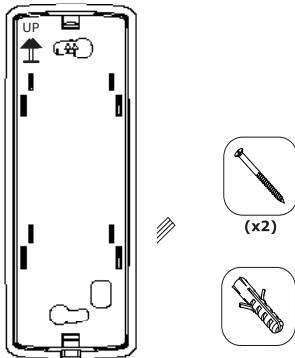
We CDVI declare that the K2 radio equipment complies with directive 2014/53/UE. The full text of the EU declaration is available at [www.cdvi.com](http://www.cdvi.com)

- Easy to use & FULLY secure CDVI protocol using authentication with diversified keys.
- Reads 13.56 MHz Mifare Classic and DESFire EV2 credentials
- OSDP-2 compatible
- Bluetooth
- Up to 4 in. (10cm) read range
- Power requirements: 12V dc
- Current consumption : 200mA



RFID Frequency band : 13,553-13,567MHz / Bluetooth Frequency band: 2,402 - 2,480 GHz  
Maximum transmitted power <60dBμA/m

## MOUNTING



It is recommended to use twisted pair wiring as shown below between the reader and the A22K ATRIUM controller.

Distance between the reader and the controller up to 1220m (AWG 22 cable).

## LED STATUS INDICATORS

Here are the LED status when connected to an A22K ATRIUM controller :

LED State	Buzzer	Description
Steady blue	-	Standby (door secure)
LED green 5 sec.	Chirp beep	Access granted
5 rapid red blinks	Steady beep for 3 sec.	Access denied
Flashing blue	-	Reader compromised (lost its encryption key)
Blinks green every 3 sec.	-	Door unlock schedule
Flashing red	Steady beep	Door forced alarm
Flashing red	Beep every 2 sec.	Door open too long pre-alarm
Flashing red rapidly	Fast beep	Door open too long alarm

**Note:**  
Door output timings such as; unlock time (access granted), door open too long pre-alarm and door open too long alarm, can be modified in the ATRIUM software "Door Properties" window.

## WIRING DIAGRAM

### K2 READER

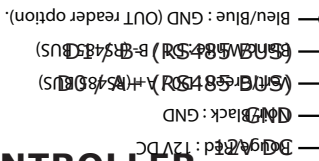
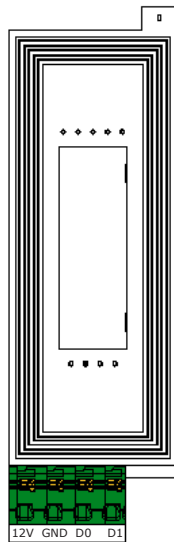
#### OUTPUT READER OPTION (RS485 ONLY):

Each A22K controller supports the Input/Output reader, 2 readers per door. Connect the 2 readers in parallel (as shown above).

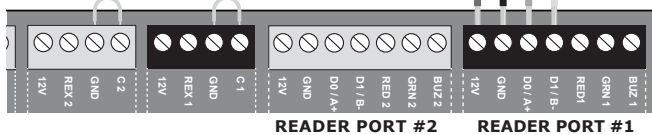
#### CAUTION

the dipswitch must be at the bottom near the motherboard:  
Set the position of the switch before powering the player, or unplug and plug the player if you change the dip switch to the output mode.

The 2 players must be separated by a distance of 20 cm to avoid any interference.




### A22K CONTROLLER



#### CDVI SAS


31 avenue du Général de Gaulle  
93500 PANTIN  
01 48 91 01 02

#### INPUT READER



Position the switch at the top (manufacturer setting)

#### OUTPUT READER



Position the switch at the bottom (in front of the wall)

