

Datasheet

ATRIUM/ A22-EC - Elevator Controller

Product description

The A22-EC is the latest upgrade of the ATRIUM product range. It allows elevator control for up to 64 floors.

Thanks to the optional Destination Reporting Module (DRM) (see structural drawing), users can enable antitailgating on floor selection and get reports on the users' floor choice. This product truly improves the value of the web-based access control by allowing regular door access control while adding elevator control.

The embedded web server allows easy management of the system, users, cards events and door control, anywhere and anytime.




Key features

- Area capacity management for social distancing
- Metal cased for security
- Built in Destination Reporting Module
- Built in PSU & battery charger
(optional)
- Includes free software
- Up to 64 floors, 10,000 users & cards

 Certification

 DEEE

 Certification

 -22°C to 50°C

All the information contained within this document (pictures, drawing, features, dimensions, specifications), could be perceptibly different and can be changed without prior notice. - February 2020 - CDVI_A22-EC_DS_02_EN_A4_C

Communication

On-board Ethernet:

A22 series (max 50 IP-IP)
A22EC must be connected on IP

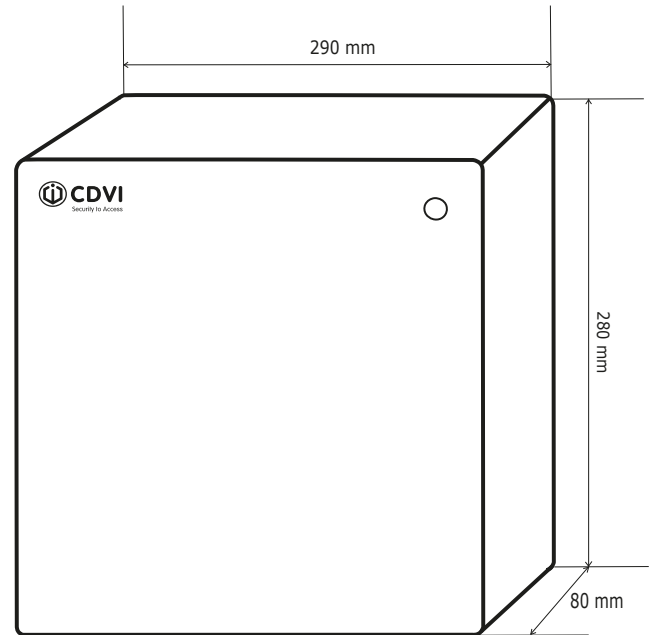
Bus: RS-485

connection to CAA-480-A lift module
(see next page)

Auto: detect hardware modules
(No DIP Switches)

Reader Support

26, 30 & 44 Bit Wiegand format
Track 2 ABA
Reader & Keypad (Card & PIN)
All CDVI Readers
3rd Party if compatible
128 bit Universal Input

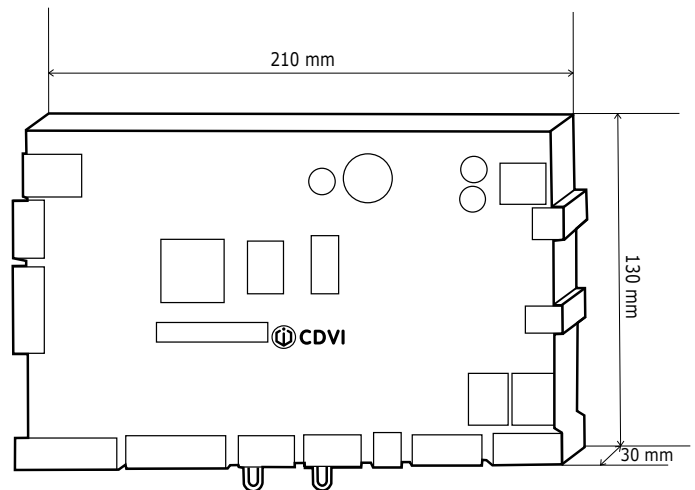


Input Specifications

Reader inputs/ports: 2
Multi-purpose inputs: 6
(12 using zone doubling)

Output Specifications

Auxiliary outputs:
1A (12Vdc) Fuseless protection
Lock outputs: 2 x (750mA @ 12Vdc)
Relay outputs: 2 x Form C relays
(Dry Contact) 5A @ 250Vac,
7A @ 125Vac, 7A @ 30Vdc



Electrical Specifications

Power input: 85Vac to 264Vac, 50/60Hz
Supply current: 3.3A switching power supply
Battery backup: One 12Vdc, 4.5Ah or 7Ah, gel type battery

CAA-480A - 16-floor lift module

Product description

When connected to the A22-EC, each CAA-480A can control up to 16 floors. The CAA-480A floor control relays can be interfaced directly with an elevator's floor control buttons.


When a valid card is presented, the appropriate floor control relays will be activated, allowing the cardholder to select the desired floor. Destination Controlled Mode, which requires a CAA482P Destination Reporting Module, offers far superior event trail and user accountability (see structural drawing).

The CAA-480A also offers full supervision, a backup battery and a fire alarm input.

Key features

- 16 relay outputs (activated by card or code)
- Control up to 64 floors and 2 elevator cabs (up to 128 relays)
- Preparation of reports relating to floor choice
- Direct connection to the RS485 expansion bus
- Input for fire alarm

Centaur[®]
Access Control Systems



 *Certification*

 *DEEE*

RoHS *Certification*

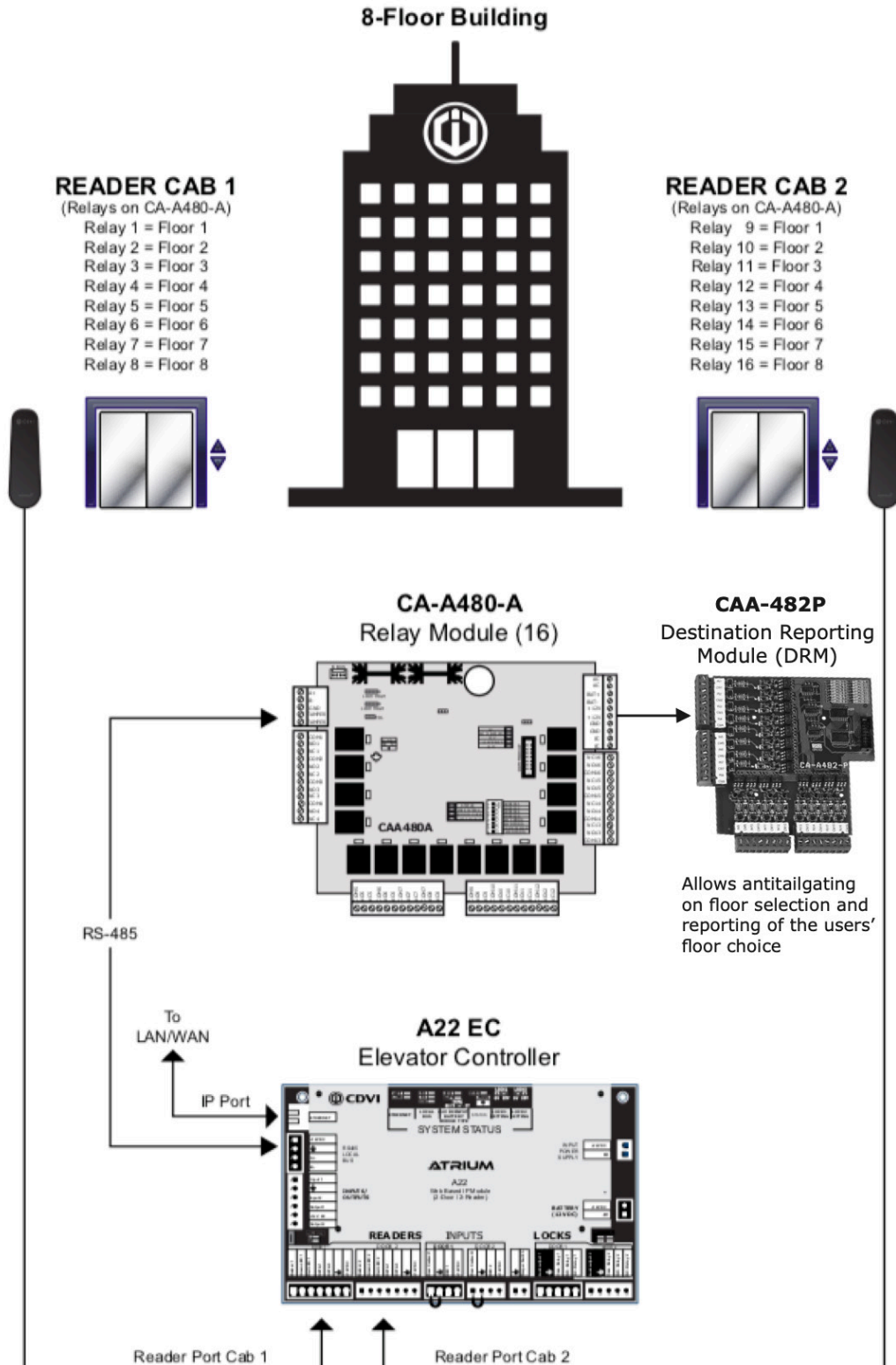
Electrical Specifications

Relay output: 16 x Form C,
20A @ 16Vdc, C/NO/NC
(activated by card or code)

Power supply: Input: 230 Vac
Output: 16Vac, 40VA, 50/60 Hz

Consumption: 2.5A max

Structural Drawing



All the information contained within this document (pictures, drawing, features, dimensions, specifications), could be perceptibly different and can be changed without prior notice. - February 2020 - CDVI_A22-EC_DS_02_EN_A4_C